

Sew On & Sew Forth

Greenville Quilters Guild Newsletter

Business Meeting: Aug 9th 2p Sew 530p Potluck 630p Business First Christian Church
Day Guild Meeting: Aug 28th 1-3pm Jaycee Park



Presidents Patchwork

Hello Quilters!

In this, my final letter, I thought I'd leave you with some thoughts I've had while I was Guild President. It is intended to give insight from the perspective of someone who was doing their best to keep the guild running and satisfy our large and diverse membership, just as past officers have done, and the upcoming officers will do. The following points are suggestions on how to help the guild run smoothly so that we can all enjoy quilting and the gift of each other.

1. Please volunteer if you are able. With a guild of over 100 members, there is much to do and puts tremendous stress on the handful of members who repeatedly volunteer and do multiple jobs. We don't want people to burn out. Please do not wait to be asked personally to do something – volunteer! It can be difficult for a President to know everyone's skill set and choose the right person for a job. You, on the other hand, know what you are good at. So, go ahead and raise your hand if the activities of the guild are

worth something to you. Volunteering also allows you influence how and what is done. If you are not sure what is expected – ask.

2. Interact with different people. I personally hate cliques, but then again, I never was one of the "cool kids." When the same people sit together all the time, it alienates others and you lose out on potentially learning new things and making new friends. We have many new members. Please welcome them and help them get a feel for our guild. You might also want to acquaint yourself with someone you don't know very well, even if neither of you are new – you never know what you may be missing. Besides, it's easier to like someone if you know them.

3. Read Bylaws, Guidelines, and Newsletters. The guild runs best when its members keep current. The Bylaws and Guidelines were amended this year with some significant changes and provide information on how the guild operates. Even seasoned members will benefit from a review. The newsletter

provides you with information on what went on during the last meeting, as well as additional information on guild activities. You can also check out the website – we post almost everything: newsletters, upcoming events, pictures, contact info, etc.

4. Be respectful. Please listen during meetings while someone has the floor. If you have something you would like to contribute, it is best to let the President (or whomever is running the meeting) know beforehand. If you think of something during the meeting that all members should hear, raise your hand. Otherwise, wait until after the meeting to converse. We have social time beforehand to catch up with friends.

(Continued on Page 3)



August 2018



Inside this issue:

Presidents Patch	1
Quilters in the Wild	2
Vintage Threads	3
Nominees	4
Committee Reports Tips/Tricks	5
Minutes	6
Upcoming Dates	7
Meet a Member	8
Classifieds	9

[Click here for Guild Website](#)

Contact a member of the guild executive board if you need the member password for the website.

Guild Mailing Address:


Greenville Quilters Guild
PO Box 4231
Greenville NC 27836

Inclement Weather Policy

Guild meetings are cancelled if local schools are closed; however, members should exercise caution and put their safety first, as conditions can vary. Follow all cautions put out by local authorities as well as conditions can change rapidly.

Quilters in the Wild

I did recently go on a lovely adventure to Iowa with work and was able to take time away from work to stop by the Iowa Quilt Museum. It was an incredible place filled with the nicest, most talented ladies. The museum had a spectacular exhibit on display showcasing the work of Victoria Findlay Wolfe. It was hard to choose a favorite! I also had an opportunity to hear Marianne Fons (she started the Iowa Quilt Museum) speak on her most recent work in the community of Winterset: helping to restore a historic theater! She was truly delightful and inspirational! I only wish I had an opportunity to meet Marianne in person! ~Collette Kinane



During a going away party for one of the Warrant Officers attached to Camp Lejeune, thirty seven "Thank You For Your Service" quilts were given out. -Pat Geraghty



Vivian and JoAnn are making the Meals on Wheels Quilt this year and it will be ready in a few weeks. Check out the progress so far!



Lori Millsap and her husband Dennis traveled to EAA AirVenture, a huge gathering of aviation enthusiasts, in Oshkosh, Wisconsin this month. Every year, the Lakeside Quilters Guild hosts the EAA Quilt Show in conjunction with AirVenture on the Thursday of the convention, this year on July 26. The guild had three raffle quilts, served a \$5 lunch, had a boutique, guild challenge quilts, several vendors, and about 200 quilts in the show featuring all styles of quilt-making. Lori was also able to meet one of her "Instagram friends" from the



Do you know what is worse than ripping out a whole section?
Ripping it out and then realizing it was done right.

facebook.com/
QuiltingSewingCreating
someecards
user card



5. Be concise. We are all busy and don't really want to listen to someone go on about something. During meetings, if you have something to share, just convey the necessary facts and limit yourself to a couple minutes. No one wants a long business meeting - we want to get to Show and Tell!

6. Everything has a time and place. Everyone has their opinions and things that annoy them, but most opinions should be kept to oneself. If you have a legitimate complaint, give it some thought and come up with a solution that you are willing to help with, otherwise it is just another complaint that makes someone feel bad. Criticism is only constructive if something good comes from it and nothing good ever comes from making others feel bad.

7. Be open to new ideas. We have many new members with new ideas and members who travel and learn new techniques and ways of

doing things. Our projects and activities benefit from diverse input and the ideas and efforts of many. If you didn't like something, be sure to volunteer next time.

8. Go through the proper channels. Bring your ideas and suggestions to the Board, rather than acting on your own for anything that concerns the guild. If you have an idea, either let a Board member know, or contact the President and ask to attend a Board meeting to present your idea. Realize that if you have a well-thought-out plan and are willing to lead a new project, it will be better received. Also, if you have an idea related to a particular committee, please check who the committee co-chairs are and contact them. And consider volunteering on that committee. See the tables of committee co-chairs and upcoming Board members.

9. Say thank-you. Remember that the guild is an organization of

volunteers, including the officers. Be nice to those who are volunteering their time and effort for the benefit of all members. Criticized and underappreciated volunteers are not likely to volunteer again.

It has been my honor to serve as the guild's President over the past year. I have learned a lot and for that I am grateful. I am also grateful for the support and encouragement of the Board members I served with, and for the guild members who stepped up to serve as chairs, committee members, and future Board members.

I wish you all peace, kindness, and happy quilting!

-Dianne

"A quilt is an act of love... And in the company of other quilters, there is comfort to be found..." - Mary Fons



Vintage Threads

Which Came First the Pickle or the Wedding?

Vicki Harrell

This month's article comes from Barbara Brackman's Blog, "Quilt History Tidbits-Old and Newly Discovered" and Making Quilts with Kathy Dougherty of Material Obsession.

I find names of patterns fascinating. One of my favorite old patterns is the Pickle Dish, also called Indian Wedding Ring. I came to renew my interest in this pattern when I purchased Making Quilts. This book is almost like a Kaffe Fassett type book because the material she uses is very bright and cheerful but it is traditional looking in a lot of ways.

Anyway, in Karenquilts.Blogospot.com I discovered that the Pickle Dish pattern was actually named from a pickle dish and was the forerunner to the Double Wedding Ring. The Pickle Dish pattern dates back to the last half of the 19th century. It was very popular in the South from 1880-1910.

The Pickle Dish pattern came from an idea of an arc and an ogee (a squeezed square). This is an old pattern structure based on overlapping circles. Example: Robbing Peter to Pay Paul.

The Pickle Dish has these overlapping circles with triangles in the arc. Later around 1920 the triangles turned to rectangles and the Double Wedding pattern was born. It was first illustrated by Capper's Weekly, October 20, 1928.

Take time to look up these sites. You will find inspiration for color combinations and many other quilts for your future!!!



Nominees for the GQG 2018-2019 Fiscal Year

<u>Board Position</u>	<u>Nominee</u>
Co-Presidents	Lori Millsap Sally Hills
Co-Vice Presidents	Cindy Smith Elizabeth Weidner
Co-Secretaries	Cathy Graham Bernell Skinner
Treasurer	Sharon Wallio
Assistant Treasurer	Cynthia Suggs
Past-President	Dianne Walters
Members at Large	Vicki Harrell Linda Mandell Linda Koscianski Hilda Alford

Any additional members who wish to run for a board position may have their name added to the list of nominees by contacting a member of the nominating committee (Peggy Notestine, Betty Smith, Nancy Johnson).

Voting to accept nominees to the Guild's Board of Directors for the 2018-2019 fiscal year will occur at the annual membership meeting on August 9th, 2018.

If you have questions, ideas, or would like to volunteer on any committee, please contact the appropriate committee chair or a future co-President (Lori Millsap or Sally Hills).

Several members signed up to participate in Learn to Quilt Day, but we need two-members to co-chair the event. Please contact Dianne Walters, Lori Millsap, or Sally Hills if you are willing to co-chair this event held the third Saturday in March.

Committee Reports

Reminder about Annual Member Dues!

Sharon Wallio & Vicki Harrell

Annual Membership Dues of \$20 are due in September, the start of a new program year. You will be able to pay at the registration table at the August, September, and October evening meetings. Dues not paid after the October meeting will be considered late. You can also pay using Paypal or snail mail if that works best for you.

Pitt County Fair — Sept 18-23rd

Brenda Fincher, Vivian Purvis, Vicki Harrell

Theme for this year is "Spinning On." We will be making pinwheel bookmarks to sell at the booth.



Volunteers for a PR team are needed. As we begin to prepare for several upcoming events, we will need to advertise these events. Several members are needed to contact newspapers, TV, and radio stations, and other eastern NC quilt guilds. Please volunteer if you are able. This should not require a large amount of time.

Presidents Quilt: Submission Date Approaching!

Dianne Walters's term of office is coming to a close in August, and it is our usual practice to make a "President's Block" to present to our departing president so that she can make a quilt to commemorate her time serving all of us in the Greenville Quilters Guild.

Dianne has requested 9.5" unfinished blocks (9" finished) in earth-tone batiks. She really likes "neutrals." Your block may be pieced, appliqued, or even painted or embellished in any way you prefer.

Please plan on bringing your blocks to the August meeting to present them to Dianne.

Quilt Show Committee Report: The quilt show committee had its first meeting on Monday, July 23rd. Peggy Notestine and Dianne Walters volunteered to be co-chairs again. The next Greater Greenville Quilt Festival will be held on September 27 and 28, 2019. The theme will be "Comforts of Home," which ties in with the raffle quilt design.

Membership Vicki Harrell

- 102 members

Tips, Techniques, and Treasures



Tip: If you want to remove smells from your quilt, try putting it in a plastic bag with a bar of Irish Spring soap.


~ Vicki Harrell

Use a doggy toothbrush (pictured left) and use it to help "sweep" the snipped threads off of your quilt!Or just use a lint roller...

Ever wanted to design your own quilt but felt overwhelmed with doing it on graph paper with a pencil but didn't want to shell out the money for software? <http://www.mywebquilter.com/quilt.aspx> is a free web-based quilt design tool. It can be slow and there is a learning curve to the design tool, but it's free!

Did your plastic ruler get warped in this heat? Try placing the ruler in the sunshine on a FLAT surface. Let it warm up in the sun to *hopefully* get it to restore to it's straight self! Once it's nice and warm (and before it cools), place a nice heavy book on top to help finish straightening it back out. Let sit/cool overnight.

To speed up the creation of your English Paper Piecing templates, use a Fiskars shape cutter (pictured right — can be found at craft stores in the paper craft section) and use those pesky cardstock coupon mailers we get in the mail for your templates!



Greenville Quilters Guild Meeting Minutes July 12, 2018

Call to order

Dianne Walters called to order the regular meeting of the Greenville Quilters Guild at 7pm on July 12, 2018 at The First Christian Church, Greenville North Carolina. Welcome and Thank You
Welcome to guest Cathy Critchfield
Thank you to Hilda Alford for providing food and Nancy Johnson for providing drinks. Members with July birthdays were identified and honored by singing the Happy Birthday song.
Approval of minutes from last meeting
Dianne Walters referred to the minutes pending approval in the July newsletter.
Jan Calhoun Brown moved to accept the minutes with the correct spelling of Linda Mandell's name. Rosena Grott provided the second. Motion to approve the minutes of the June 2018 Guild passed by vote of the Guild members without further discussion.

Approval of the Treasurers report
Sharon Wallio distributed copies of the proposed budget for Sept 2018 through Aug 2019. Sharon Wallio encouraged members to review the proposed budget and forward any questions. The opportunity to vote to accept the proposed budget will occur at the scheduled August 9, 2018 business meeting. Sharon Wallio presented the Treasurers Report. Peggy Notestine moved to accept the report as presented. Betty Wheatley gave a second. Motion to accept the Treasurers report passed without any discussion.

Committee Reports:

Membership: Vicki Harrell described a planned spreadsheet including greater information about Guild Members quilting history, quilting resources and quilting preferences. Members may provide the requested information on an Email survey or at the next meeting. Vicki Harrell is accepting reservations for the Oak Island, Fort Caswell Quilting Retreat October 5th, 6th, 7th and 8th 2018. Current Membership 102

Website: Anne Humphrey reported that the Website is up-to-date. Anne was given a round of applause for agreeing to as the Website Administrator and photographer for the coming year. **Sunshine:** Gwen Lee-Tyson was pleased to report that Norma Nabut was able to attend the Quilting Lock-In. Sunshine wishes and prayers extended

to Pat Geraghty and Linda Mandell's husbands due to health concerns. **Comfort Quilts:** Peggy Notestine reported that 90 quilts have been completed for donation. Hilda Alford was recognized for providing 20 of those donated quilt tops. Many Mug Rugs were completed at the Lock-In for the Thank You for Military Service donations. Peggy Notestine is collecting quilts for the Wilson School for the Deaf. The girls requested hearts, princesses, and Frozen style quilts. The boys from the school wanted trucks, action figures and comic book style quilts.

Nomination Committee: Thank you to Nancy Johnson, Pat Smith and Peggy Notestine for serving on the Nominations Committee. Peggy Notestine presented the slate of nominees for the 2018-2019 Board of Directors. Co-Presidents: Lori Millsap and Sally Hill. Co-Vice Presidents: Cindy Smith and Elizabeth Weidner. Co-Secretaries: Bernell Skinner and Cathy Graham. Treasurer: Sharon Wallio and Assistant Treasurer: Cynthia Suggs. Members at Large: Vicki Harrell, Linda Mandell, Linda Koscianski, and Hilda Alford

Programs:

Cindy Smith provided examples of the 3 zipper bag class scheduled for July 21st Jaycee Park 10am to 4pm. Cindy Smith has a roster of Guild Members that want a kit for the class. She invited Guild Member to prepare fabrics in advance if the member is planning to use their own supplies. Guild Members need to bring their sewing machines, usual supplies and zipper foot to the class. See Cindy Smith for instructions

Betty Wheatley gave a demonstration of placing squares on point. Betty Wheatley said the key is connecting the squares in a pattern that is twice as long as wide then cutting the pattern at the diagonal of a row of squares. See Betty Wheatley for instructions.

Presidents Report:

Dianne Walters Thanked members who signed up to serve on committees. There are still opportunities to volunteer for committee service. Notify Dianne Walters if you would like to share your talents on a committee. Laura Clark was recognized in the Daily Reflector newspaper. Laura Clark has been teaching Quilting skills in the public school system. Dianne Walters reported that Lori Millsap will be calling a meeting for the **Raffle Quilt Project**. The

quilt must be completed prior to the December Day of Sharing. Co-Chairs will be recruited from the list of the members who signed up to be on the committee.

Day of Sharing Co-Chairs: Betty Wheatley and Linda Mandell will call a meeting to begin work on the Day of Sharing.

The **Quilt Show Committee** will meet next Monday 6:30 pm Jaycee Park. Co-Chairs will be selected

Attendance prize: won by Neel Carson.
50/50 prize won by Jen Elks

VIII: Show and Tell: a beautiful coverlet made with Munk's cloth with Swedish weaving was displayed. Rosena Grott displayed a "Maxine" quilt top with cornerstones. Lori Millsap displayed multiple quilts made for her family with Pinwheels, Missouri Star and Kindred spirits. See the complete show and tell collection on the website with photography by Anne Humphrey.

IX: Upcoming Events: July 19th to 21st Raleigh Quilt Expo, Convention Center. **July 21st** Jaycee Park workshop 10am to 4 pm. **August 9th** Annual Membership meeting. Afternoon sewing 2pm First Christian Church. 5:30pm potluck dinner followed by Business Meeting and election of Board Members.

Sept 28-29th Pamlico River Quilt Guild Quilt Show "stars over the Pamlico. **Oct**

12-13th Gate City Quilt Show "Autumn Rose" Congregational United Church of Christ 400 West Radiance Drive. Greensboro NC. \$6 9:30-5pm

www.gatecityquiltguild.org

Oct. 20th Crystal Coast Quilters Day of Sharing Moorehead NC. **Oct**

26-27th Bee by the River, Twin River Quilt Guild Quilt Show "Seasons for Quilts" New Bern Riverfront Convention Center, 203 Front Street New Bern NC. **Nov 17-18**

Festival of Trees in Jacksonville. Pine Needle Quilters have a booth. **Dec 1st** Day of Sharing Holiday Brunch with Eastern NC sister guilds. First Christian Church.

X: Adjournment. Meeting dismissed by Dianne Walters at 8:40pm

Pending minutes submitted by: Cathy Graham



Upcoming Events

Aug 9: Annual Membership Meeting. Afternoon sewing and potluck dinner (if you're coming straight from work, don't worry about bringing food — there's always plenty of food!) followed by business meeting with election of the next Board.

FCC will open at 2pm for members who wish to sew (bring whatever you would like to work on).

At 5:30, we will have a potluck dinner (email Dianne Walters if you don't remember the category you signed up for, or just bring whatever you want to).

The business meeting will begin at 6:30 (Note earlier time) with election of the new Board of Directors.

Aug 11 & 25th: Mariners Compass Classes taught by Carol Nisbet. See Classified Ad for full details!

Sept 18-23: Pitt County Fair. GQG will have a booth displaying quilts and selling bookmarks. Sign-ups and more information will be forthcoming. Contact Brenda Fincher, Vivian Purvis, or Vicki Harrell with questions.

Sept 28-29: Pamlico River Quilt Guild Quilt Show "Stars over the Pamlico" Washington Civic Center 110 N Gladden Street Washington NC. Fri 10a-5p. Saturday 9a-4p. Vendors, Demonstrations, Boutique, Bed Turning, and of course QUILTS to oogle! Contact jhindsley@hotmail.com with questions.

Oct 5-8: Fall Fort Caswell Retreat. Contact Vicki Harrell with questions. Deposit was due in July.

Oct 12-13: Gate City Quilt Show "Autumn Rose" Congregational United Church of Christ 400 W Radiance Dr Greensboro NC \$6 entry 930am-5pm. www.gatecityquiltguild.org

Oct 26-27: Bee by the River Twin Rivers Quilt Guild Quilt Show. "Seasons for Quilts" New Bern Riverfront Convention Center (203 E Front Street New Bern NC). Visit <http://www.twinriversquiltersguild.com/2018-2QUILTshow.html> for more information, including submitting your quilt to the show!

Dec 1: GQG Day Of Sharing—Holiday Brunch with ENC Sister Guilds @ First Christian Church



Regular Guild Events

Every Monday Night: BYOP Sewing Club at Jaycee Park. 6p-8p

Every Thursday: BYOP Quilting Bee at Alice Keene Senior Center, 12:30-5pm

2nd Thursday of the month: Evening business meeting at First Christian Church, 630pm-Until

4th Tuesday of the month: Day Guild Meeting 1-3pm at Jaycee Park

2nd and 4th Saturdays: 10a-5p BYOP Workdays at Alice Keene Park Arts and Crafts Room. Cost: Donations to support Meals on Wheels

Program

Annual Guild Events

(More info on Guild Website)

Jan: Fort Caswell Retreat

Feb: Romancing Eastern NC Shop Hop

Feb/March: Mid Atlantic Quilt Festival (Hampton VA)

March: Learn to Quilt Day

Fall: Pitt County Fair – GQG Booth

September: Quilt Show (odd years)

December: Day of Sharing Brunch



To Our

August-born Quilters

Elizabeth Deasy—4th
Jeppy Calhoun—13th
Elizabeth Weidner—13th
Barbara Myers—14th
Mary Higgins—15th
Dottie Peterson—16th
Michelle Warren—16th
Dianne Walters—16th
Debra Taft—19th
Tammy Mullins—20th
Laura Clark—29th



Copyright (c) 2019 Julia Komogel/Kansas City Star Quilts. Reproduction permission is required.

Meet a Member: Kelly Ayscue



Where are you from, and if you're not from Pitt County, how did you get here? I am from Scotland Neck, NC, a small town about fifty miles north of Greenville. I came to Greenville many years ago to attend ECU and have been here ever since. I live in Ayden, in the same house where I raised my children.

Other than quilting, what do you consider to have been/to be your work background?

I have done many jobs over my long career with the state, primarily serving people with developmental disabilities and mental illness. I have also taught at several colleges in the area. I started out at Caswell Center in Kinston, a state residential facility for people with developmental disabilities. I wrapped up my career with a job at ECU as an academic advisor. I retired in 2016 and that is when I got the quilting bug.

How long have you been a member of GQG?

I joined the guild last summer so I have been a member for a year. I'm enjoying it a lot!

How long have you been quilting?

I grew up in a family of women who sewed. All our clothes were homemade, which I hated back then, but my grandmother and my aunt were talented, skilled sewists. My mama made quilt tops entirely by hand, using card stock from inside magazines or index cards to

make the templates. She loved color and I think her quilts had a unique style. I have a half dozen of her quilt tops that she left behind that I plan to finish. I made a log cabin quilt on my grandmother's pedal sewing machine when I was about twelve or so. I still have it, made from scraps, with a flannel back. When I was in high school I made some of my clothes, and embroidered my jeans, but once I started college, I stopped sewing and didn't do it again until I retired.

Tell us about your favorite quilt/quilting project so far (do you have a pic)?

Every project is my favorite project, I suppose, but I think my favorite so far is one of my first projects, a whimsical applique wall hanging (pictured at the end of this interview). It's bright and colorful.

What projects ('cause we never just have one pot on the stove) are you working on right now?

Right now I have a couple of quilts in the queue, one for my friend's new beach house and then one for my daughter. I have other projects on the back burner as well, a wall hanging, bags, rugs, and more. I love it all.

What is your favorite quilting technique/favorite part of quilting?

I'm not sure what my favorite part of quilting is. I enjoy choosing patterns and material, and piecing it together. I have, so far, quilted my quilts myself on the machine. I want to learn to free motion quilt. Cutting things out is definitely my least favorite part.

Do you have a favorite quilting gizmo/gadget that you LOVE and swear by?

I'm not much of a gadget person, but I do like a quarter inch foot on the machine.

To you, what is the hardest part about quilting?

Being a novice, I often find things to be difficult, but I like a challenge and love the feeling of completing a project that was hard to do. That's how you learn!

Do you have a "signature" when it comes to your quilting (for example my grandmother puts a heart in every quilt)?

I don't know that I have a signature yet,

but I love lots of color, and patterns with a lot going on. I tend to like eclectic things. I also love a scrappy look.

What is/are your favorite event(s) revolving around quilting (example: a retreat, a shop-hop, etc)?

I enjoy it all, especially classes. And I had a great time at the retreat at Fort Caswell in January, sewing and looking at the ocean, and visiting with my guild friends.

Have you gone anywhere out of the way specifically for a quilt class/quilt store/quilt show/to meet a famous quilter? Tell us about that adventure!

Last summer my friend and I drove to Harker's Island, off the beaten path, to see the quilts at the Water Fowl Museum. They had lots of old quilts made by the women in the coastal area. I was fascinated by it.

Tell us about your family and pets...


I have two grown children, whom I adore. My daughter lives in the Triangle area with her great husband, and my son lives here. I'm divorced from their dad. I love dogs and cats. I have a sweet cat named Zoe who showed up on the door step when she was a tiny kitten. She and her brother were wild at first but slowly I was able to tame them. Her brother disappeared one night, but Zoe knows she has it made!

Where is your favorite place in the world?

I enjoy traveling and seeing the world, but I think home is my favorite place.

What else would you like to share?

I enjoy the GQG very much. I am making new friends, learning from the many talented ladies, and have found my artistic outlet.



Guild Executive Board 2017-2018

Position	Name
President	Dianne Walters
Past President	Anne Humphrey
Vice President	Lori Millsap
Secretary	Cathy Graham
Treasurer	Sharon Wallio
Member at Large	Vicki Harrell
Member at Large	Cindy Smith
Member at Large	Linda Mandell

GQG Classifieds

Carol Nisbet will be teaching two classes on Mariner's Compass:

- Large Mariners Compass, Saturday August 11th
- Small Mariners Compass, Saturday August 25th

Both classes will be held at the Senior Center, 10am-4pm for each class, and each class costs \$15 to attend. You do not have to attend both classes if you don't want to/ can't attend. Sign ups for these classes will occur at the July Business meeting, and supply lists will be available from Carol upon signing up.

Quilt Class

What: Vicki Harrell will be teaching a 10- week quilting class

Where: Council on Aging Senior Center

When: Wednesdays, 9:00AM-12 Noon or 6:00PM-9PM from September 5-November 7.

Cost of class is \$60.

Contact: Vicki Harrell to sign up either by email (vickiharrell9@gmail.com) or by phone (252) 561-6774

"I will teach you sampler quilting (I will furnish 10 patterns) paper piecing, landscape, applique, or border bonanza, most any type of quilting you are interested in learning or continuing."

Committee Chairs

Committee	Name
Membership	Vicki Harrell
Sunshine	Gwen Lee-Tyson
Community Outreach	Peggy Notestine
	Dianne Walters
Communications	Dianne Walters
Newsletter	Laura Clark
Web Administrator	Anne Humphrey
Public Relations	(volunteers needed)
Programs	Co-VP
Professional Workshop	Peggy Notestine
Community Education	(need Co-Chairs)
Quilt Show	Peggy Notestine
	Dianne Walters
Raffle Quilt	Anne Humphrey
	Cynthia Suggs
Pitt County Fair	Vicki Harrell
	Brenda Fincher
	Vivian Purvis
Day of Sharing	Linda Mandell
	Betty Wheatley

For Sale: Kenmore sewing machine, works like new. Older, but gently used. Mike at Sew nVac has serviced it and it runs great. Has all the feet, manual, and walking foot included. Many different stitches. \$125. Contact Kelly Ayscue if interested.

